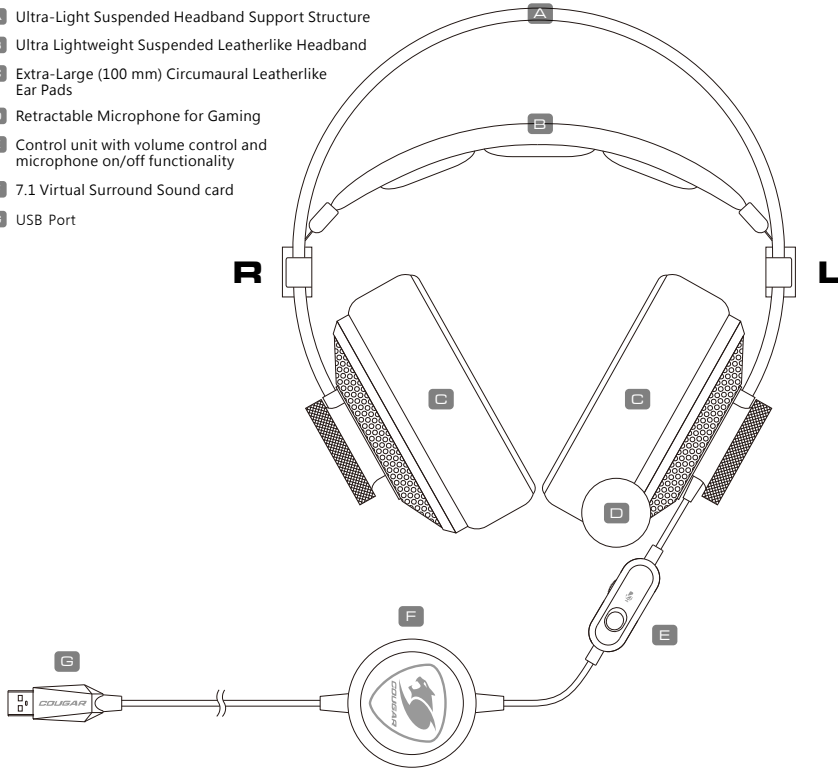




# IMMERSA PRO PRIX

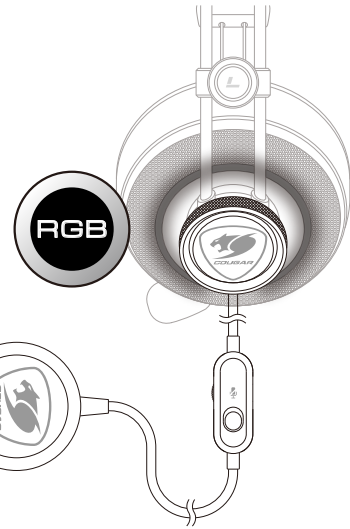
## PRODUCT PARTS AND PACKAGE CONTENTS

- A Ultra-Light Suspended Headband Support Structure
- B Ultra Lightweight Suspended Leatherlike Headband
- C Extra-Large (100 mm) Circumaural Leatherlike Ear Pads
- D Retractable Microphone for Gaming
- E Control unit with volume control and microphone on/off functionality
- F 7.1 Virtual Surround Sound card
- G USB Port



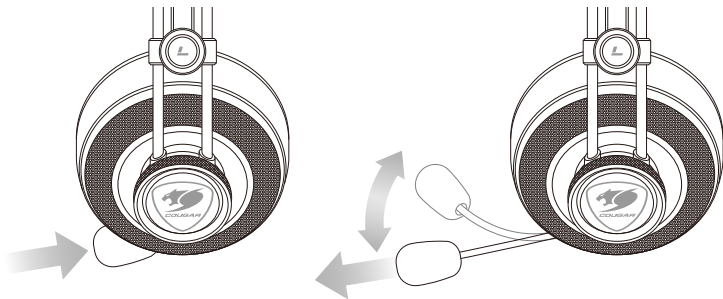
## INSTRUCTIONS

- D 7.1 Virtual Surround Sound card

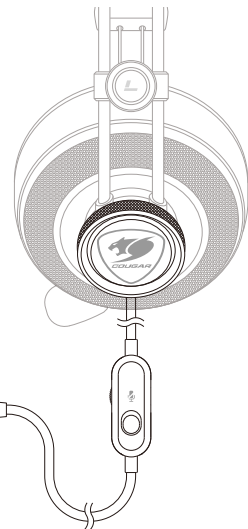


## INSTRUCTIONS

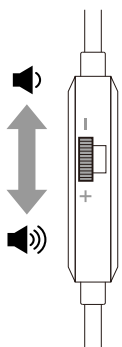
- A How to adjust the microphone



- E USB Port to PS4



- B Intuitive On-earcup Dials To Adjust Volume

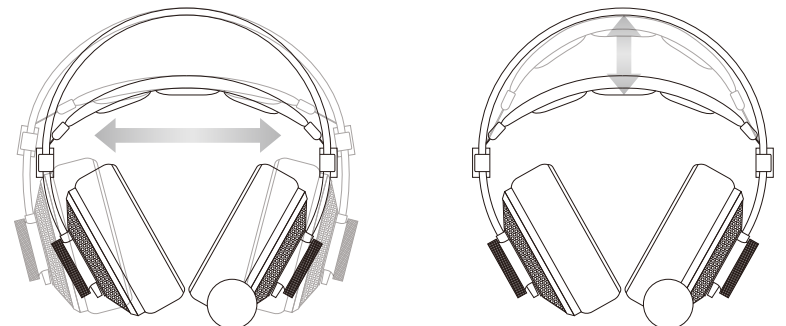


- C Intuitive On-earcup Dials To Mute The Mic



- F Caution

When users stretches headsets, please don't stretch them out too much. It may cause product damage.



## FEATURES

### ENGLISH

- PEEK Diaphragm Large 50mm Driver
- 9.7mm Retractable Cardioid Microphone
- In-line Control of Volume and Mute Functions
- High Reliable Headband Structure
- COUGAR UIX System Supports:
  - Enhanced 7.1 Virtual Surround
  - Equalizer Adjustment
  - Customizable RGB Lighting

### 中文

- PEEK振膜搭配50mm驱动单元喇叭
- 9.7mm伸缩式心型指向性麦克风
- 线控音量与静音功能
- 强化头条强性结构
- COUGAR UIX软件支援
  - 7.1虚拟环绕声道提升临场感
  - 拥有完整的均衡器控制功能
  - 可定制化RGB灯光效果

# UIX™

The COUGAR UIX™ SYSTEM is the ultimate gaming device configuration tool.

## SYSTEM REQUIREMENTS

Windows 10

## DOWNLOAD



1. [www.cougargaming.com](http://www.cougargaming.com)
2. Download COUGAR UIX™ SYSTEM

### ENGLISH

1. Go to the COUGAR official website. (<http://www.cougargaming.com>)
2. Download the COUGAR UIX™ SYSTEM\_IMMERSA PRO PRIX installer from the IMMERSA PRO PRIX download page.

### ESPAÑOL

1. Vaya a la web oficial de COUGAR. (<http://www.cougargaming.com>)
2. Descargue el instalador de COUGAR UIX™ SYSTEM\_IMMERSA PRO PRIX de la página de descarga IMMERSA PRO PRIX

### PORTUGUÊS

1. Visite o website oficial da COUGAR. (<http://www.cougargaming.com>)
2. Transfira o programa de instalação COUGAR UIX™ SYSTEM\_IMMERSA PRO PRIX a partir da página de transferência IMMERSA PRO PRIX.

### 日本語

1. COUGAR 公式サイトに移動します。 (<http://www.cougargaming.com>)
2. COUGAR\_IMMERSA PRO PRIX ダウンロードページから COUGAR UIX™ SYSTEM\_IMMERSA PRO PRIX のインストーラーをダウンロードします。

### DEUTSCH

1. Gehe zur offiziellen COUGAR Homepage. (<http://www.cougargaming.com>)
2. Download COUGAR UIX™ SYSTEM\_IMMERSA PRO PRIX installer von der IMMERSA PRO PRIX download seite.

### РУССКИЙ

1. Перейдите на веб-сайт COUGAR. (<http://www.cougargaming.com>)
2. Загрузите программу установки драйвера COUGAR UIX™ SYSTEM\_IMMERSA PRO PRIX со страницы загрузок для IMMERSA PRO PRIX.

### ITALIANO

1. Connettere la presa USB al PC
2. Scarica e installa i driver da <http://cougargaming.com/downloads/>
3. Il vostro device è pronto per essere utilizzato.

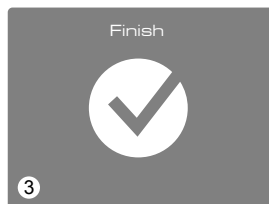
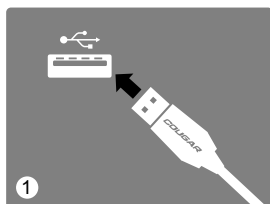
### 한국어

1. COUGAR 공식 웹사이트 (<http://www.cougargaming.com>)로 이동합니다.
2. IMMERSA PRO PRIX 다운로드 페이지에서 COUGAR UIX™ SYSTEM\_IMMERSA PRO PRIX 설치 프로그램을 다운로드합니다.

### 中文

1. 连上COUGAR官方网站 (<http://www.cougargaming.com>)
2. 进入IMMERSA PRO PRIX的下载页面，下载COUGAR UIX™ SYSTEM\_IMMERSA PRO PRIX

## INSTALLATION



1. Plug the headset USB connector into the USB port. Your computer should recognize and configure the headset for use and display a notification message when ready.
2. Click & Install UIX system and follow instructions step by step.
3. The process may take several minutes, please be patient and do not disconnect the device or shut the computer down.

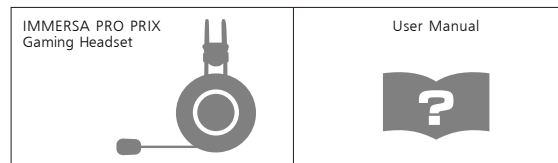
## SPECIFICATIONS

HEADPHONES	
Drivers	50mm
Frequency response	10Hz - 20KHz
Sensitivity at 1KHz	100dB ± 3dB
Impedance at 1KHz	32ohm +/- 15%
Max. Input Power	100mW
Cable Length	2.5m

MICROPHONE	
Type	Noise Cancelling
Frequency	100Hz to 10KHz
Sensitivity at 1KHz	-47dB ± 3dB
Impedance	2.2kΩ

The above specifications may vary by country or region

## PACKAGE CONTAINS



## HARDWARE REQUIREMENTS

USB Port DEVICES Audio + Microphone: USB Type A Port

## GLOBAL WARRANTY POLICY

### WARRANTY PERIODS OF COUGAR GAMING DEVICES

Product : COUGAR IMMERSA PRO PRIX gaming headset

Warranty : 1 Year

This warranty gives you specific legal rights. You may also have other rights granted under local law. These rights may vary.

### WARRANTY AGREEMENT

- If the product has defects in materials and manufacturing processes, COUGAR will provide product repair and replacement service within the warranty period.
- Our warranty service is based on the date of the invoice or warranty card (must be affixed with the store stamp).
- If you lose the aforementioned evidence, we will apply the original shipping date of the product as the beginning date of warranty period. The shipping date will be identified by the product serial number(S/N).

### CONDITIONS WHERE FREE MAINTENANCE IS NOT PROVIDED

- Any fault or damage caused by natural disasters (including storm, fire, flood, thunder, earthquake, etc).
- Any fault or damage caused by accidental factors and man-made reasons (including hit, scrape, crash, moving, compression, stain, corrosion, use of incurred on unsuitable voltage, computer virus, riot, misuse, malicious damage, etc).
- Use in an improper operating environment (including high temperature, high humidity, water inflow, etc).
- Inability to provide the product warranty card, purchase receipt or invoice to prove the product is still within the warranty period and the shipping date of the product is out of warranty.
- The warranty card or product serial number has been altered or its number is hard to identify.
- The warranty period has expired.
- Any fault or damage caused by non-compliance with regulations stated on the user manual or improper, rough and careless treatment.
- Any fault or damage caused by use of parts not certified by COUGAR original manufacturer.
- The problem is caused by improper repair or adjustment by the buyer or any manufacturer without authorization from COUGAR.
- The product is not acquired from an authorized distributor of the company or is acquired from illicit sources.
- Paper carton, instruction and other accessories are not warranted.

### DISCLAIMERS

- COUGAR does not authorize or endorse the user of COUGAR products as a part of, together with, or connected to, life support devices, medical equipment in general, military equipment, traffic or transportation-related equipment or disaster prevention systems.
- COUGAR is not liable for any damage, expense, loss, cost, injury or any other result derived from the use of COUGAR products not specifically for PC gaming in the compatible operative systems indicated by COUGAR.
- COUGAR is not liable for any damage, expense, loss, cost, injury or any other result due to use of COUGAR products not in strict accordance with the instructions provided by COUGAR in the instruction manual.
- Software, instruction manuals, consumables (for example mouse pads, mouse feet, etc.), boxes or other external packaging are not covered by the warranty.
- For inquiries about the warranty, please contact us at [service@cougargaming.com](mailto:service@cougargaming.com)

## LEGAL NOTICES

This manual was created by Compucase Enterprise and may not be completely or partially copied, passed on, distributed or stored without written consent by Compucase Enterprise. COUGAR® is a registered brand of Compucase Enterprise. Other product and company names mentioned in this documentation may be brands or trademarks of their respective owners. Compucase Enterprise reserves the right to make changes concerning the contents of the manual and the technical data of the product without previous announcement.

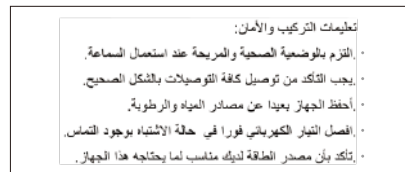
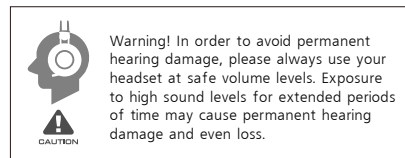


All other registered trademarks belong to their respective companies.

## MANUFACTURER CONTACT

Compucase Enterprise Co.,Ltd.  
No. 225, Lane 54, An Ho Road Sec. 2 Tainan,  
Taiwan, R.O.C  
Tel: +886-6-356-0606  
Service E-Mail: [service@cougargaming.com](mailto:service@cougargaming.com)

More information you will find at [cougargaming.com](http://cougargaming.com)  
Compucase Enterprise Co.,Ltd.  
All rights reserved.  
Made in China



## ДАТА ИЗГОТОВЛЕНИЯ ПРОДУКЦИИ

год и месяц изготовления продукции указаны в серийном номере продукта. (существует 2 способа определения даты изготовления, оба способа описаны ниже)

- A** После S/N: первые две цифры означают год, вторые две – месяц изготовления.  
Например, S/N: H1702000001 означает, что товар был произведен в феврале 2017 года.
- B** После S/N: если указаны буквы, то две буквы представляют цифры из таблицы ниже, и означают год, следующие две цифры – месяц изготовления.  
Например, S/N: DAG02REV1000001 означает, что товар был произведен в феврале 2017 года.

A	B	C	D	E	F	G	H	I	J
1	2	3	4	5	6	7	8	9	0

• Например, AG = 17 = 2017 год